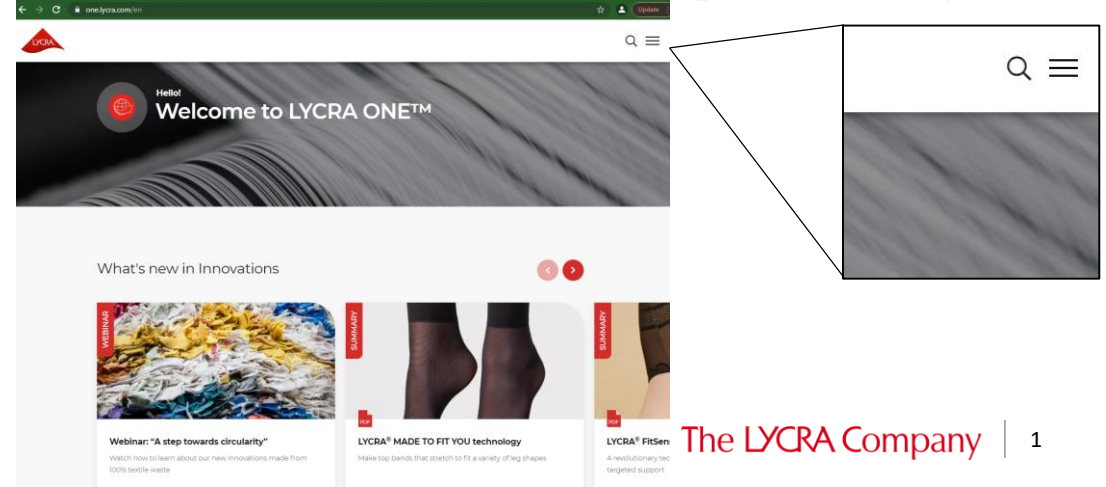
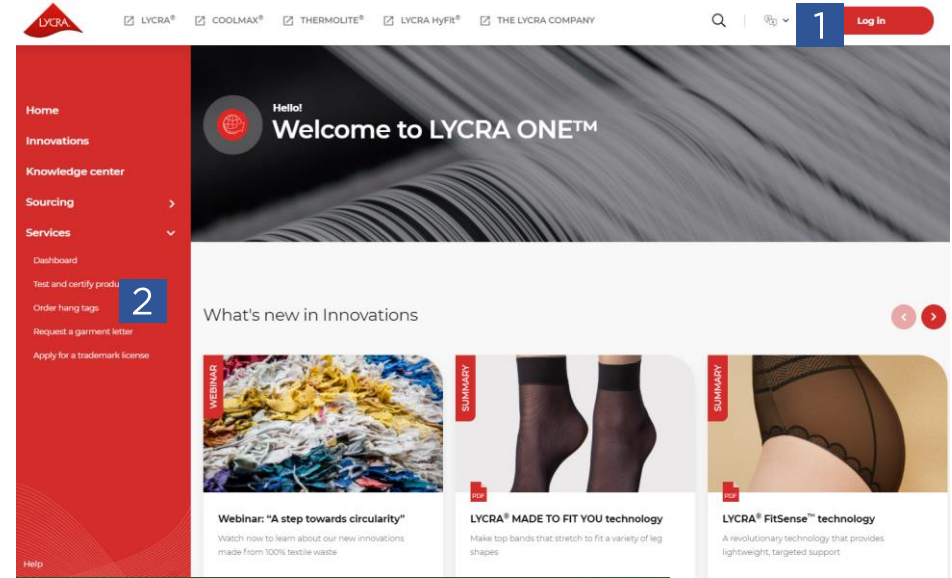


Get started

1. Log in LYCRA ONE™ portal
<https://one.lycra.com>

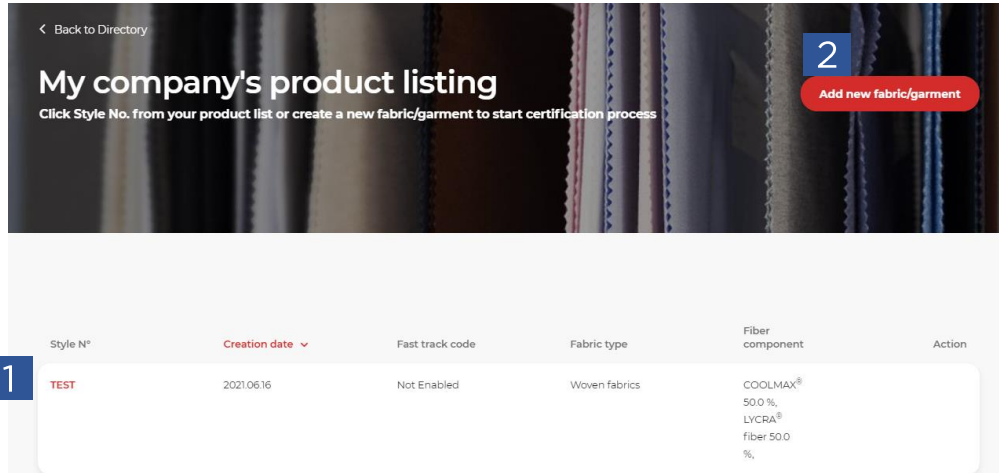
2. On the left-side navigation menu, click on **Services** and then **Test and certify products**

Note: depending on your device type, the navigation menu and the login button may be collapsed in the ☰ button on the top right corner of your screen.



Select or create product

1. If your product already exists, click the product Style No. from the listing. Jump to [page 6](#) of this user guide.
2. If your product is new, click **Add new fabric/garment** button. Go to next page for how to create new product.



How to add a new product

1. Select the relevant item
2. **Sourcing display title** – *this is the name you want to reference in your company sourcing product page*
3. **Fabric name** – *this is the actual fabric/garment style name*
4. **Fabric/garment type** – *click in the box to select from drop down list*
5. **Product detail** - *click in the box to select from drop down list*
6. **Choose your product applications** - *select which is relevant to your product (maybe more than one)*

The screenshot shows a web form for submitting a new product. It is divided into two main sections: 'I want to test' and 'General'.
1. In the 'I want to test' section, there are two radio button options: 'Fabric' and 'Garment'.
2. In the 'General' section, there is a text input field for 'Sourcing display title *'.
3. Below that is a text input field for 'Fabric name *'.
4. Next is a dropdown menu for 'Fabric/Garment type *', currently showing '- None -'.
5. Below that is another dropdown menu for 'Product detail', also showing '- None -'.
6. At the bottom, there is a section titled 'Choose your product applications *' with a list of checkboxes: 'Activewear', 'Bedding', 'Denim', 'Intimate Apparel', 'Lining', 'Ready to Wear', 'Swimwear', and 'Underwear'.

Add technical info..

- 1. Fabric Width** - *Click in the box to add width*
- 2. Fabric Width Unit** - *click in the box to select from drop down list*
- 3. Fabric Weight** - *click in the box to add weight*
- 4. Fabric Weight Unit** - *click in the box to select from drop down list*

Note: if you selected a garment, only garment weight and garment weight unit are needed.

Technical information

Fabric Width*

1

Fabric Width Unit*

2

Fabric Weight*

3

Fabric Weight Unit*

4

Add technical info..

- Fiber** - click in the box to select from drop down list
- Fiber Percentage (%)**- click in the box to add text
- Fiber size**- click in the box to add text
- Unit** - click in the box to select from drop down list
- The LYCRA Company fiber type** - select the relevant fiber type
- The LYCRA Company fiber filament count** - click in the box to add text
- Click on **Add one more** fiber in the same way as above and **save**

Note: fiber percentage of all the fibers must add to 100.

1

2

3

4

5

6

Fiber content ▼

Fiber *
- None - ▼

Fiber Percentage (%) *

Fiber size *

Unit *
- None - ▼

The LYCRA Company fiber type *
- None - ▼

The LYCRA Company fiber filament count *

Add one more⁵

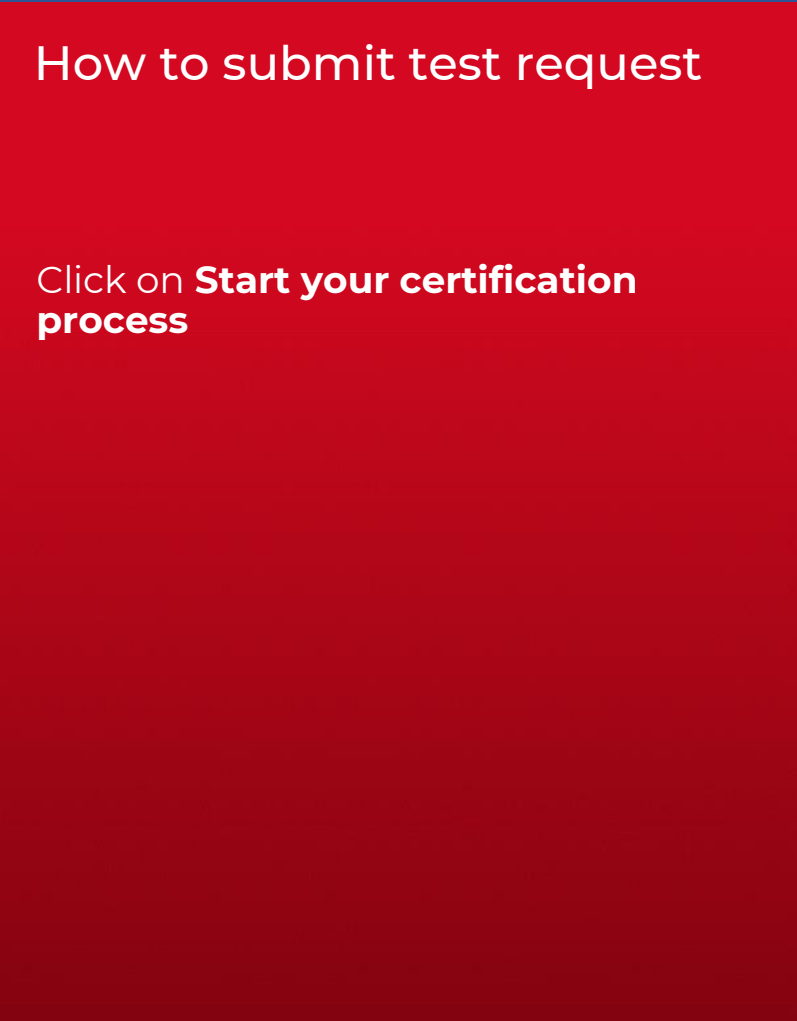
Saved fabric details

This is what your saved fabric will look like

Click on **New test Request**

The screenshot displays a web interface for fabric submission. At the top, the 'Fabric Name' is 'Circular knits'. A prominent red button labeled 'New test Request' is positioned below the name. The interface is organized into several sections:

- Ordering information:** A table with two columns. The left column lists 'Country of origin', 'Min. order quantity', and 'Sample availability'. The right column lists 'Price tier', 'Custom order capability', and 'Market geography'.
- Product information:** A table with two columns. The left column lists 'Fast Track Code' (Not Enabled) and 'Product type' (Fabric). The right column lists 'Product Style Number' (Sourcing display title) and 'Fabric type' (Circular knits). Below this table, the 'Product detail' is listed as 'Double jersey'.
- Technical information:** A table with two columns. The left column lists 'Fiber content' (Cotton 80.0 %, LYCRA® fiber 20.0 %) and 'Fabric weight' (125 g/m2). The right column lists 'Fabric width' (62 in) and 'Functional performance'.
- Garment categories:** A section containing a red icon of a shirt and the text 'Intimate Apparel'.



How to submit test request

Click on **Start your certification process**

Welcome to The LYCRA Company's testing center!

Please note: All requests must be completed in one session. Incomplete requests will not be saved.

Check our [HELP CENTER](#) for more information.

[Start your certification process](#)

Select technology

1. Select the relevant technology the fabrics/garment is to be tested for (*maybe more than one selected*)
2. Click on **Next**

Note: the technology lists are different from one product to another and they're dependent on your product details.

Select your technologies

Please select at least one technology to get the specific brand qualification for your product

The screenshot shows a selection interface with three columns of technology options. A blue box with the number '1' is in the top right corner. The first column is for LYCRA, the second for THERMOLITE, and the third for SUPPLEX. Below these are TACTEL and COOLMAX options.

Technology	Selection
LYCRA®	
LYCRA® SOFT COMFORT technology	<input type="checkbox"/>
LYCRA® SPORT technology	<input type="checkbox"/>
LYCRA® T400® EcoMade fiber	<input type="checkbox"/>
LYCRA® T400® technology	<input type="checkbox"/>
LYCRA® W technology	<input type="checkbox"/>
LYCRA® HYBRID technology	<input type="checkbox"/>
LYCRA® MyFit™ Fiber	<input type="checkbox"/>
LYCRA® brand technology	<input type="checkbox"/>
LYCRA® BLACK technology	<input type="checkbox"/>
LYCRA® EcoMade technology	<input type="checkbox"/>
LYCRA® COOLING technology	<input type="checkbox"/>
LYCRA® DUAL COMFORT technology	<input type="checkbox"/>
LYCRA® EASY SET technology	<input type="checkbox"/>
THERMOLITE®	
THERMOLITE® ALL SEASON Technology	<input type="checkbox"/>
THERMOLITE® CORE Technology	<input type="checkbox"/>
THERMOLITE® EcoMade All Season technology	<input type="checkbox"/>
THERMOLITE® UPF Technology	<input type="checkbox"/>
SUPPLEX®	
SUPPLEX® fabric with UPF 15	<input type="checkbox"/>
SUPPLEX® fabric with UPF 25	<input type="checkbox"/>
SUPPLEX® fabric with UPF 40	<input type="checkbox"/>
SUPPLEX® fabric	<input type="checkbox"/>
TACTEL®	
TACTEL® fiber	<input type="checkbox"/>
COOLMAX®	
COOLMAX® ALL SEASON Technology	<input type="checkbox"/>
COOLMAX® CORE Technology	<input type="checkbox"/>
COOLMAX® EcoMade All Season technology	<input type="checkbox"/>
COOLMAX® EcoMade technology	<input type="checkbox"/>
COOLMAX® PRO	
COOLMAX® AIR Technology	<input type="checkbox"/>
COOLMAX® EcoMade Pro technology	<input type="checkbox"/>
COOLMAX® EXTREME Technology	<input type="checkbox"/>
COOLMAX® PRO freshFX® Technology	<input type="checkbox"/>

2

Additional Info..

- Under **Add a comment** - *If you want to add more information to your order, please write in the box*
- Add a document** - add any relevant documents by clicking on **Choose File** – select documents from your PC and click **Upload**. Wait till the file upload is complete and a Remove button is displayed.
- Select if you would like to opt in Marketing Services
- Click **Submit**

Additional information

Add a comment 1

If you want to add more information to your order, please write it below.

255 character(s) remaining

Add a document ⓘ

If you want to add a purchase proof or other relevant documents to your order, please upload it below.

Choose File No file chosen 2

Upload

3

How may The LYCRA Company Marketing Services market the fabric you are submitting?*

I wish to apply for The LYCRA Company fiber brand approval and should The LYCRA Company (and its affiliates) choose to promote this product by any of the below means, I will be requested to provide additional meterage as and when required.

The LYCRA Company (and its affiliates) may reference and use the Company's name and show samples on a worldwide basis, until notified otherwise by the Company. The LYCRA Company will direct inquiries for samples and further information to the Company directly. - Showing fabric swatches to potential downstream customers (The LYCRA Company shows swatches only - Referring potential customers to the Company - Showcasing the products at industry events and trade shows - Publicizing products and services of the Company

I wish to apply for The LYCRA Company fiber brand approval only and do NOT allow The LYCRA Company (nor its affiliates) to show and market the product.

4

Back Submit

Confirmation of submission

1. Confirmation submission was successful :

We will email you a confirmation shortly.

Please use this email as a record of your submission and refer to your submission number in any communications with The LYCRA Company.

Please print this page and mail it along with 1.5-meter full width finished fabric sample or 2 garment samples to the address listed:

1



Thank you for submitting your test request!

We will email you a confirmation shortly. Please use this email as a record of your submission and refer to your submission number in any communications with The LYCRA Company.

Please print this page and mail it along with 1.5-meter full width finished fabric sample or 2 garment samples to the following address:

The LYCRA Company
Maydown Works
Londonderry, N. Ireland - BT47 6TH
United Kingdom
Attn: European BrandCertification Services Center
Phone: 02871864149

Request Number : **F302168-100621**

Status: 1: Request Created

Technology LYCRA® SPORT technology	Brand Approval LYCRA® SPORT technology
---------------------------------------	---

Order information

Product information
Product style number FB sub test No 1
Product type Fabric
Fabric/Cement type Circular knits
Fabric/Cement Product detail Double Jersey
Cement category Activewear
Fabric weight 166 g/m2
Fabric width 145 cm
Fiber Component Polyester 80.0 %, LYCRA® fiber 20.0 %

1. Under **Services – Dashboard – Test Requests**
2. Click **View all submissions** to see your test request history

